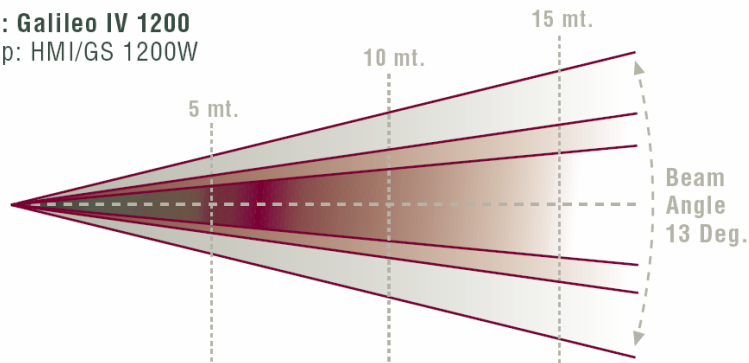




**Unit: Galileo IV 1200**  
**Lamp: HMI/GS 1200W**



<b>Lux Center:</b>	<b>7800</b>	<b>1950</b>	<b>850</b>	
<b>Foot Candles:</b>	<b>729</b>	<b>182</b>	<b>79</b>	
<b>Field size Ø (mt):</b>	<b>1.13</b>	<b>2.26</b>	<b>3.41</b>	
<b>Field size Ø (ft):</b>	<b>3.71</b>	<b>7.41</b>	<b>11.19</b>	
<b>Lux Center with Wash:</b>	<b>2800</b>	<b>720</b>	<b>350</b>	 Wash frost
<b>Foot Candles with Wash:</b>	<b>262</b>	<b>67</b>	<b>33</b>	
<b>Field size with Wash Ø (mt)*:</b>	<b>1.76</b>	<b>3.53</b>	<b>5.3</b>	
<b>Field size with Wash Ø (ft)*:</b>	<b>5.77</b>	<b>11.58</b>	<b>17.39</b>	 Wash frost

(\*) Calcolato al 50% di luminosità rispetto al punto di luminosità centrale